

Offside position

It is not an offence in itself to be in an offside position.

A player is in an offside position if:

- he is nearer to his opponents' goal line than both the ball and the second-last opponent

A player is not in an offside position if:

- he is in his own half of the field of play or
- he is level with the second-last opponent or
- he is level with the last two opponents

Offence

A player in an offside position is only penalised if, at the moment the ball touches or is played by one of his team, he is, in the opinion of the referee, involved in active play by:

- interfering with play or
- interfering with an opponent or
- gaining an advantage by being in that position

No offence

There is no offside offence if a player receives the ball directly from:

- a goal kick
- a throw-in
- a corner kick

Infringements and sanctions

In the event of an offside offence, the referee awards an *indirect free kick* to the opposing team to be taken from the place where the infringement occurred.

Definitions

In the context of Law 11 - Offside, the following definitions apply:

- "nearer to his opponents' goal line" means that any part of a player's head, body or feet is nearer to his opponents' goal line than both the ball and the second-last opponent. The arms are not included in this definition
- "interfering with play" means playing or touching the ball passed or touched by a team-mate
- "interfering with an opponent" means preventing an opponent from playing or being able to play the ball by clearly obstructing the opponent's line of vision or challenging an opponent for the ball
- "gaining an advantage by being in that position" means playing a ball
 - i. that rebounds or is deflected to him off the goalpost, crossbar or an opponent having been in an offside position
 - ii. that rebounds, is deflected or is played to him from a deliberate save by an opponent having been in an offside position

A player in an offside position receiving the ball from an opponent, who deliberately plays the ball (except from a deliberate save), is not considered to have gained an advantage.

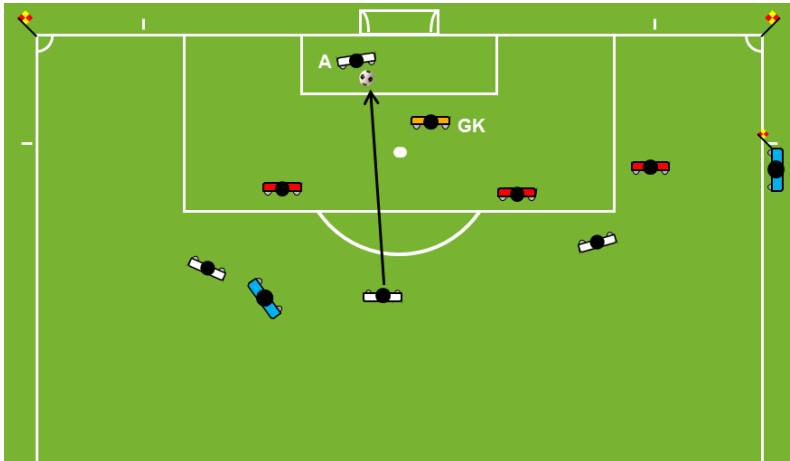
Infringements

When an offside offence occurs, the referee awards an indirect free kick to be taken from the **position of the offending player** when the ball was last played to him by one of his team-mates.

Any defending player leaving the field of play for any reason without the referee's permission shall be considered to be on his own goal line or touch line for the purposes of offside until the next stoppage in play. If the player leaves the field of play deliberately, he must be cautioned when the ball is next out of play.

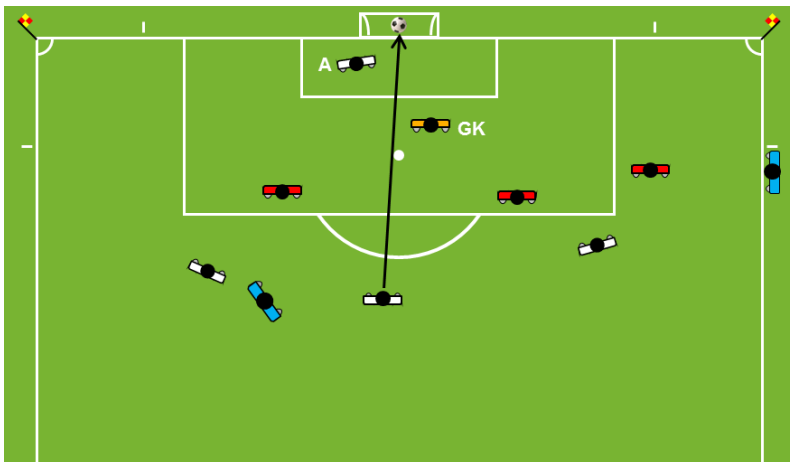
It is not an offence in itself for a player who is in an offside position to step off the field of play to show the referee that he is not involved in active play. However, if the referee considers that he has left the field of play for tactical reasons and has gained an unfair advantage by re-entering the field of play, the player must be cautioned for unsporting behaviour. The player needs to ask for the referee's permission to re-enter the field of play.

If an attacking player remains stationary between the goalposts and inside the goal net as the ball enters the goal, a goal must be awarded. However, if the attacking player distracts an opponent, the goal must be disallowed.



1. Interfering with play - offside offence

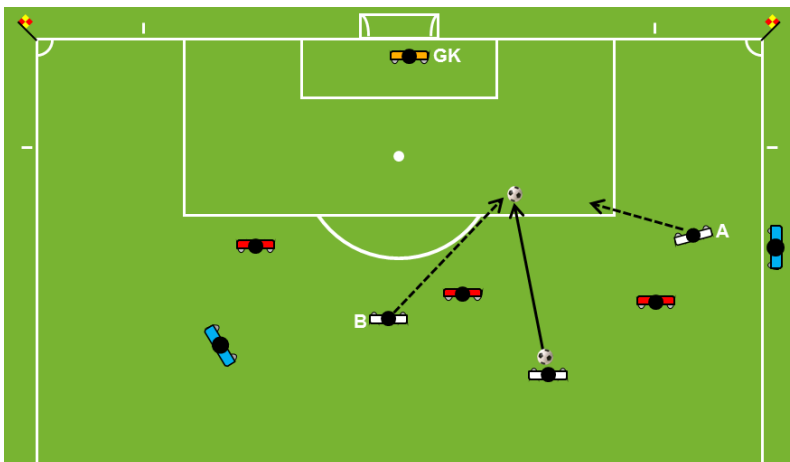
An attacker **in an offside position** (A), not interfering with an opponent, **touches the ball**. The assistant referee must raise the flag when the player **touches the ball**.



2. Interfering with play - not offside offence

An attacker **in an offside position** (A), not interfering with an opponent, **does not touch the ball**.

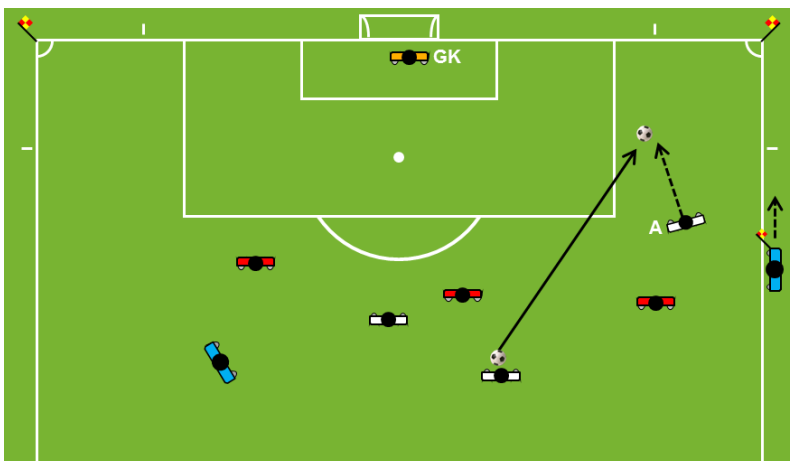
The player cannot be penalised because he did not touch the ball.



3. Interfering with play - not offside offence

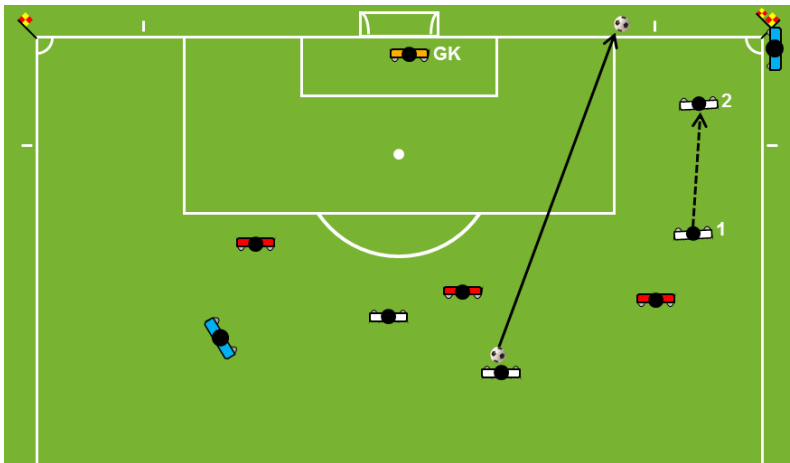
An attacker **in an offside position** (A) runs towards the ball and a teammate **in an onside position** (B) also runs towards the ball and plays it.

(A) cannot be penalised because he did not touch the ball.



4. Interfering with play - offside offence

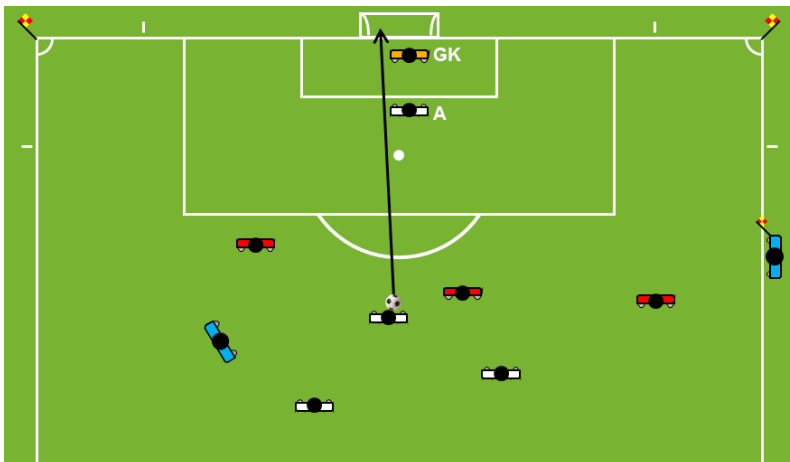
A player **in an offside position** (A) may be penalised before playing or touching the ball, if, in the opinion of the referee, no other team-mate in an onside position has the opportunity to play the ball.



5. Interfering with play - goal kick

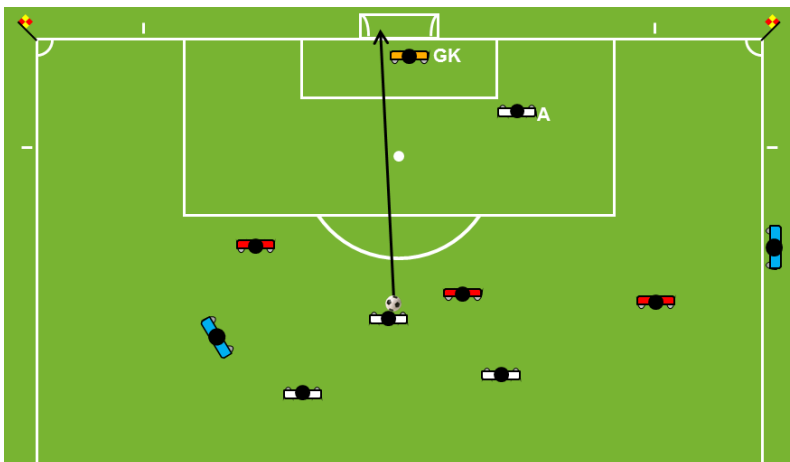
An attacker **in an offside position** (1) runs towards the ball and **does not touch** the ball.

The assistant referee must signal “**goal kick**”.



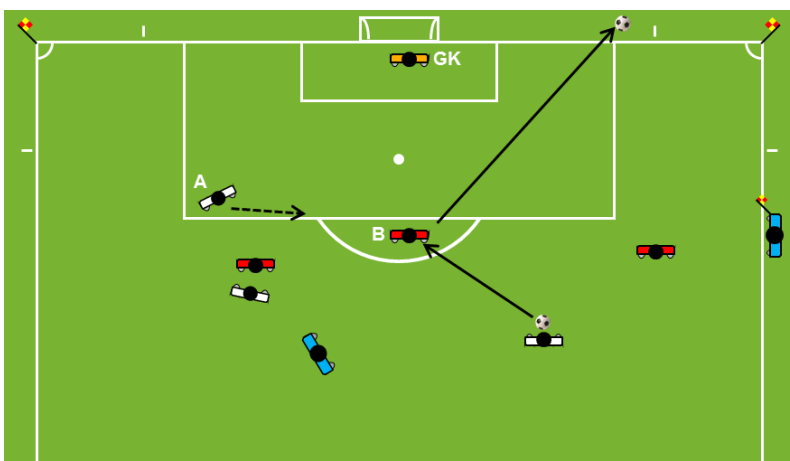
6. Interfering with an opponent - offside offence

An attacker **in an offside position** (A) is obstructing the goalkeeper's line of vision. He must be penalised because he prevents an opponent from playing or being able to play the ball.



7. Interfering with an opponent - not offside offence

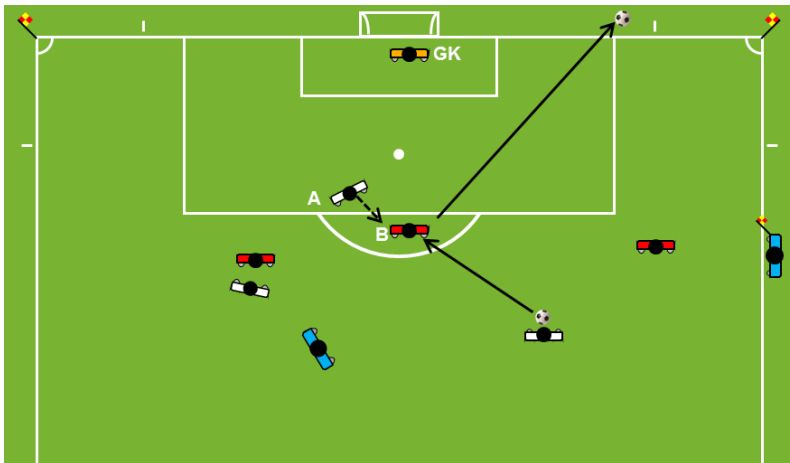
An attacker **in an offside position** (A) is **not** obstructing the goalkeeper's line of vision or challenging an opponent for the ball.



8. Interfering with an opponent - not offside offence - corner kick

An attacker **in an offside position** (A) runs towards the ball but he does not prevent the opponent from playing or being able to play the ball.

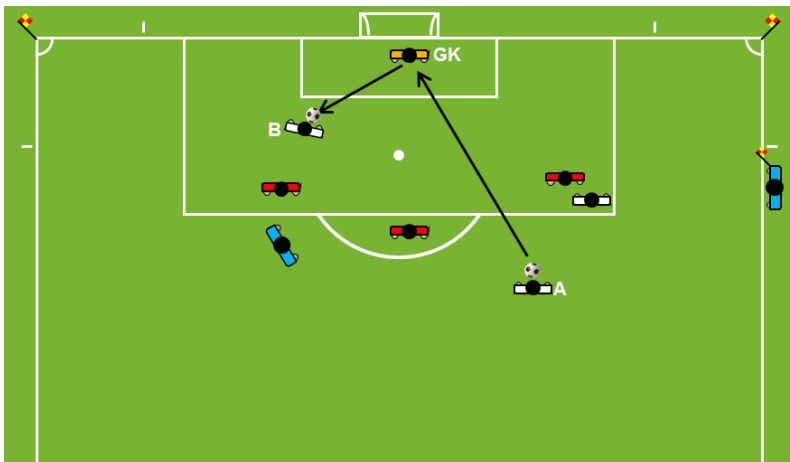
(A) is **not** challenging an opponent (B) for the ball.



9. Interfering with an opponent - offside offence

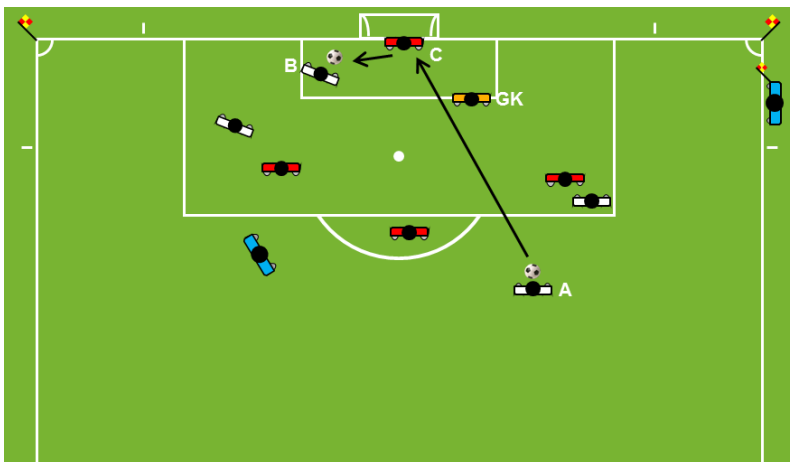
An attacker **in an offside position** (A) runs towards the ball preventing the opponent (B) from playing or being able to play the ball by challenging the opponent for the ball.

(A) is challenging an opponent (B) for the ball.



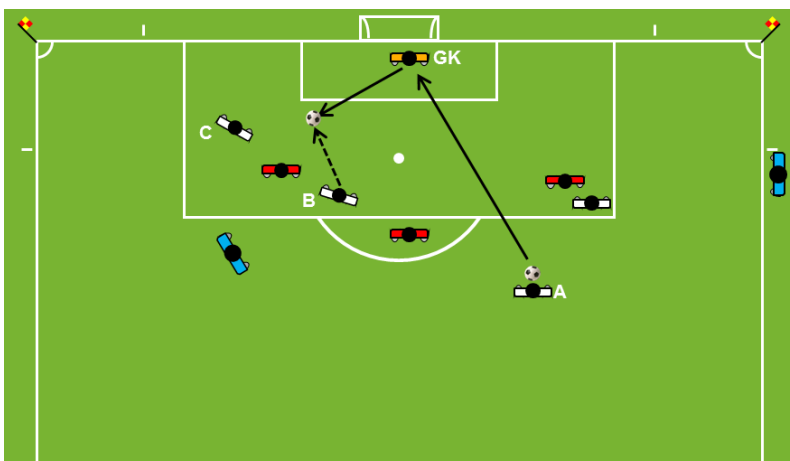
10. Gaining advantage - offside offence

An attacker **in an offside position** (B) is penalised for **playing or touching the ball** that rebounds, is deflected or is played to him from a deliberate save by the goalkeeper having been **in an offside position** when the ball was last touched or is played by a team-mate.



11. Gaining advantage - offside offence

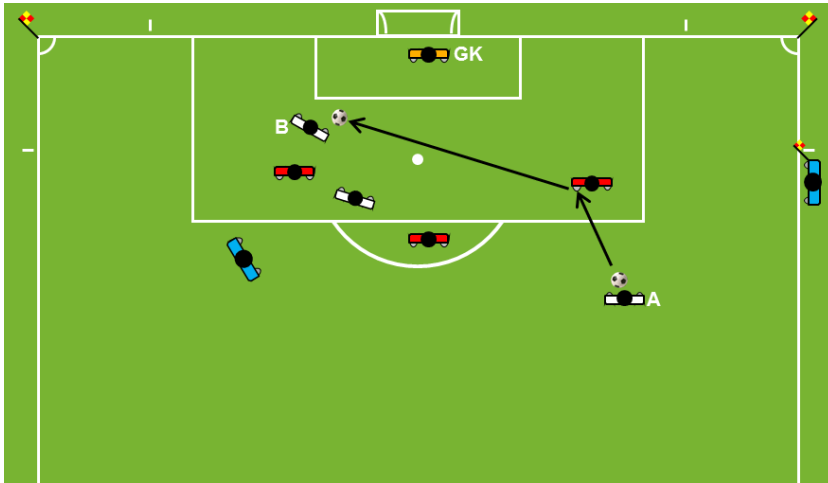
An attacker **in an offside position** (B) is penalised for **playing or touching the ball** that rebounds, is deflected or is played to him from a deliberate save by a player from the defending team (C) having been **in an offside position** when the ball was last touched or is played by a team-mate.



12. Gaining advantage - not offside offence

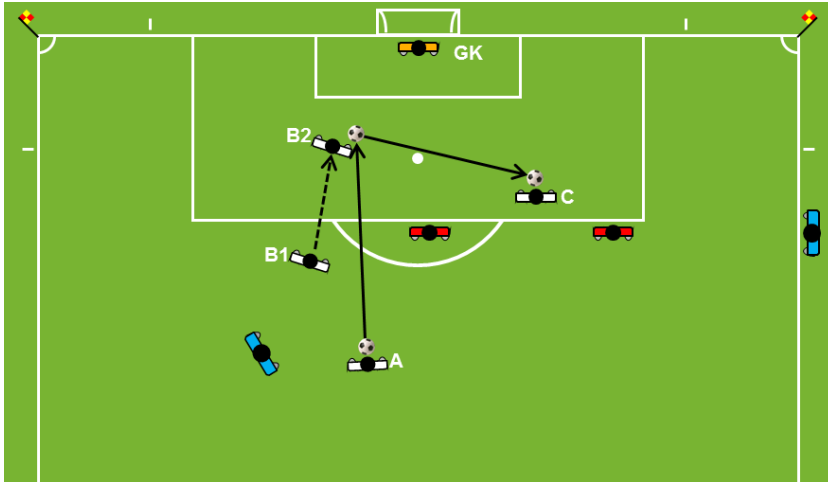
The shot by a team-mate (A) rebounds from the goalkeeper. (B) is in an offside position and plays the ball.

(C) **in an offside position** is not penalised because he did not gain an advantage from being in that position because he did not touch the ball.



13. Gaining advantage - offside offence

The shot by a team-mate (A) rebounds off or is deflected by an opponent to attacker (B) who is penalised for **playing or touching the ball** having previously been in an offside position.



14. Gaining advantage - not offside offence

An attacker (C) is **in an offside position**, not interfering with an opponent, when a team-mate (A) passes the ball to player (B1) in an onside position who runs towards the opponents' goal and passes the ball (B2) to team-mate (C). Attacker (C) cannot be penalised because when the ball was passed to him, he was **in an onside position**.

Flag Signals for Offside



Flag is raised in the right hand to indicate free kick for the defence



far side



middle



near side

When referee blows his whistle the AR indicates which part of the field the free kick is to be taken.

Law 9 - The Ball In and Out of Play

Ball out of play

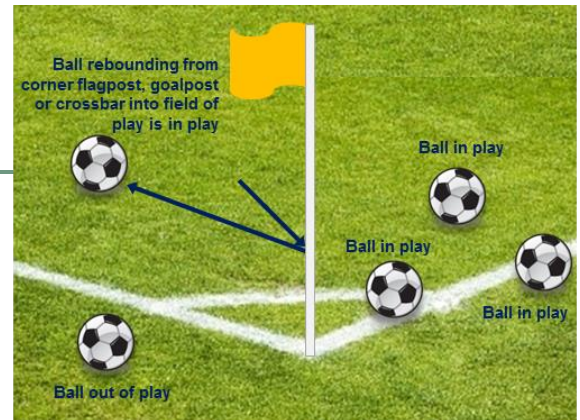
The ball is out of play when:

- it has wholly crossed the goal line or touch line whether on the ground or in the air
- play has been stopped by the referee

Ball in play

The ball is in play at all other times, including when:

- it rebounds off a goalpost, crossbar or corner flagpost and remains in the field of play
- it rebounds off either the referee or an assistant referee when they are on the field of play



Law 15 - The Throw-In

A throw-in is a method of restarting play.

A throw-in is awarded to the opponents of the player who last touched the ball when the whole of the ball crosses the touch line, either on the ground or in the air.

A goal cannot be scored directly from a throw-in.

Procedure

At the moment of delivering the ball, the thrower:

- faces the field of play
- has part of each foot either on the touch line or on the ground outside the touch line
- holds the ball with both hands
- delivers the ball from behind and over his head
- delivers the ball from the point where it left the field of play

All opponents must stand no less than 2 m (2 yds) from the point at which the throw-in is taken.

The ball is in play when it enters the field of play.

After delivering the ball, the thrower must not touch the ball again until it has touched another player.

Flag Signals for Throw In



Flag is raised in the left hand to indicate a throw in for the defence



Flag is raised in the right hand to indicate a throw in for the attack

Law 16 - The Goal Kick

A goal kick is a method of restarting play.

A goal kick is awarded when the whole of the ball passes over the goal line, either on the ground or in the air, having last been touched by a player of the attacking team.

A goal may be scored directly from a goal kick, but only against the opposing team.

Procedure

- The ball is kicked from any point within the goal area by a player of the defending team
- Opponents remain outside the penalty area until the ball is in play
- The kicker must not play the ball again until it has touched another player
- The ball is in play when it passes outside of the penalty area

Infringements and Sanctions

If the ball is not kicked directly out of the penalty area from a goal kick:

- the kick is retaken

Law 17 - The Corner Kick

A corner kick is a method of restarting play.


A corner kick is awarded when the whole of the ball passes over the goal line, either on the ground or in the air, having last touched a player of the defending team, and a goal has not been scored.

A goal may be scored directly from a corner kick, but only against the opposing team.

Procedure

- The ball must be placed inside the corner arc nearest to the point where the ball crossed the goal line
- The corner flagpost must not be moved
- Opponents must remain at least 9.15 m (10 yds) from the corner arc until the ball is in play
- The ball must be kicked by a player of the attacking team
- The ball is in play when it is kicked and moves
- The kicker must not play the ball again until it has touched another player

Flag Signals for Goal Kick



Flag is raised in the right hand to indicate goal kick for the defence

Flag Signals for Corner Kick



Flag is in the right hand and pointed towards the bottom of the corner flag to indicate corner kick for the attack